


## 1.8° Size 16 High Torque Hybrid Motors

- General Specification for Hybrid Step Motors

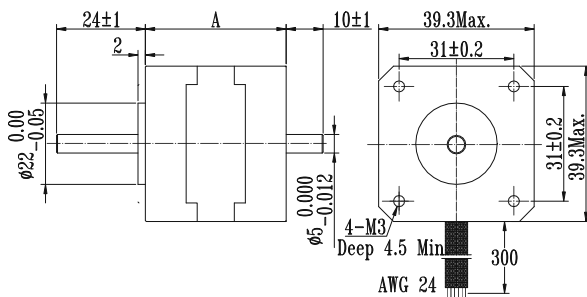
Item	Specifications
Step Angle Accuracy	± 5% (full step, no load)
Resistance Accuracy	± 10%
Inductance Accuracy	± 20%
Temperature Rise	80°C Max. (rated current, 2 phase on)
Ambient Temperature	- 10°C ~ +50°C
Insulation Resistance	100 MΩ Min., 500 VDC
Dielectric Strength	500 VAC for one minute
Shaft Radial Play	0.06 Max. (450 g-load)
Shaft Axial Play	0.08 Max. (450 g-load)



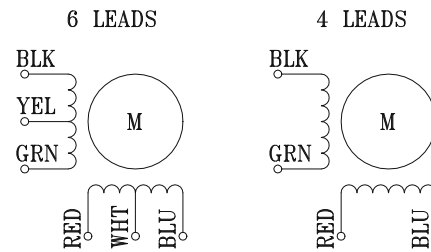
- Size 16 Stepping Motor Specifications

Model No.		Rated Voltage	Per Phase			Holding Torque		# of Leads	Rotor Inertia	Weight
			Current	Resistance	Inductance	Oz-in	Kg-cm			
Single Shaft	Double Shaft	V	A	Ohm	MH			g-cm <sup>2</sup>	Kg	
16H080-028-4A	16H080-028-4B	7.84	0.28	28	51	11.1	0.8	4	11	0.14
16H080-040-6A	16H080-040-6B	5.6	0.40	14	11	7.8	0.56	6	11	0.14
16H100-046-4A	16H100-046-4B	6.006	0.46	13.2	35	16.9	1.2	4	12	0.16
16H100-065-6A	16H100-065-6B	4.29	0.65	6.6	7.5	12.5	0.9	6	12	0.16
16H125-046-4A	16H125-046-4B	6.37	0.46	14	28	26.2	1.9	4	14	0.18
16H125-065-6A	16H125-065-6B	4.55	0.65	7	6	19.4	1.4	6	14	0.18
16H138-057-4A	16H138-057-4B	6.72	0.57	12	31	31.8	2.3	4	16	0.23
16H138-080-6A	16H138-080-6B	4.8	0.8	6	6.8	23.6	1.7	6	16	0.23
16H150-057-4A	16H150-057-4B	8.4	0.57	15	28	37.5	2.7	4	20	0.28
16H150-080-6A	16H150-080-6B	6	0.8	7.5	6	27.8	2	6	20	0.28
16H176-035-4A	16H176-035-4B	4.62	0.35	13.2	24.5	35	2.52	4	28	0.38

- Motor Dimensions



- Wiring Diagram



Model #	A	
	Inches	Mm
16H080-xx	0.80	20
16H100-xx	1.00	25
16H125-xx	1.25	32
16H138-xx	1.38	35
16H150-xx	1.50	38
16H176-xx	1.76	45

- Motor modification options

Motor : Special length, Windings Bearings, & Threads

Shaft : Flat, Pinion, Keyway, Length

Lead wire : Type, Color, Length, Connector Installation